

**PONY  
CLUB**



*participation • pride • welfare • safety • education*  
195-292 NPO

**GENERAL RULES FOR  
INTER REGIONAL COMPETITIONS  
OF THE SOUTH AFRICAN PONY CLUB**



**Table of contents**

1	PREAMBLE .....	3
2	INTER REGIONAL TEAM ELIGIBILITY .....	3
3	INTER REGIONAL TEAMS.....	4
4	DRESS CODE AND SADDLERY .....	5
5	AWARDING OF REGIONAL COLOURS .....	8
6	AWARDING OF REGIONAL HALF COLOURS.....	8
7	AWARDING OF SOUTH AFRICAN PONY CLUB COLOURS.....	8
8	INTER REGIONAL SHOW JUMPING RULES .....	9
9	INTER REGIONAL EQUITATION RULES .....	12
10	INTER REGIONAL DRESSAGE RULES .....	15
11	INTER REGIONAL RESULTS .....	16



As a Member of the South African Pony Club, I stand for the best in sportsmanship as well as in horsemanship.

I shall compete for the enjoyment of the game well played and take winning or losing in my stride, remembering that without good manners and good temper, sport loses its cause for being.

I shall endeavour to treat my horse with consideration.

## 1 PREAMBLE

Each year the National Committee will arrange an Inter Regional Team Championship for Dressage, Equitation and Show Jumping.

Due to the expense involved in travelling to a single venue, identical conditions are set up at a venue within each Region.

Identical Show Jumping courses are built in each Region. Identical Equitation courses are set up in each Region.

An Equitation and Dressage judge are appointed by the National Committee to travel to each Region to judge each Regional Team.

Regional Teams are selected from the members of branches within each respective Region.

All scores are recorded and sent to the National Committee Official who announces the results.

The Regional Committees are responsible for the organisation of Inter Regional Competitions within their Region. These are usually combined with annual Inter-Branch Competitions.

All discipline rules will apply, except when superseded by Pony Club Rules.

## 2 INTER REGIONAL TEAM ELIGIBILITY

In order to qualify for any Inter Regional team a member must comply with the following criteria:

- 2.1 Members must have entered and successfully competed in the annual Inter Regional team qualifying classes.
- 2.2 All horses/ponies must have genuinely participated in a minimum of 3 working rallies within the 12 months previous to the date of the competition, with a member of the Pony Club.  
  
In the interest of fair play, should there be extenuating circumstances, application to relax the rule 2.2 above could be referred to the National Show Committee.
- 2.3 All riders must be active members of the stated branch of the Pony Club who have participated at a minimum of 3 working rallies, excluding team practises and coaching, within 6 months previous to the date of competition, and have been Pony Club Members for at least 3 months. This rule is subject to the Regional Committee's discretion.
- 2.4 In the case of a transfer of Branch, the Transfer Rule in the Rules of the S.A. Pony Club will be enforced.
- 2.5 The Inter Regional Team will be chosen from the top 5 scorers in the qualifying competition. The member scoring 5<sup>th</sup> place will be the Reserve Team member. Should there be a tie for fifth place the Regional Committee will decide which member should be the Reserve.
- 2.6 The responsibility for the selection of team members rests ultimately with the Regional Committee.
- 2.7 No member scoring below 58% for the Dressage qualifying competition may be eligible for team selection.
- 2.8 No member with **an overall average score below 14** in the qualifying Equitation class may be eligible for team selection.



- 2.9 No member scoring more than 8 faults in the Qualifying Show jumping round is eligible for Team selection.
- 2.10 Whenever reference is made to a team member, the combination of rider and horse or pony is meant. The team member qualifies as a unit of rider and horse (or pony), and the rider may not ride a different mount to that used in the qualifying class, for the Inter Regional class, except in the case of Part 3 of the Equitation Open class.
- 2.11 Should a breach of eligibility subsequently be discovered, then the Regional Committee or the National Committee may disqualify the offending competitor.
- 2.12 Notwithstanding all of the above, please remember that the decision of the selection committee is final.

### **3 INTER REGIONAL TEAMS**

- 3.1 Inter Regional teams will be chosen for show jumping, dressage and equitation.
- 3.2 Inter Regional age categories are;
  - 3.2.1 Children's teams, consisting of members up to and including those that turn 14 during the calendar year in which the Inter Regional competition is held
  - 3.2.2 Junior teams, consisting of members from the calendar year in which they turn 15 years to those that turn 18 during the calendar year in which the Inter Regional competition is held. Junior teams may include Associate members (members who have turned 19 or older in the current calendar year, up to the age of turning 25 in the calendar year in which the Inter Regional competition is held)
- 3.3 Inter Regional team categories are;
  - 3.3.1 Children's Open
  - 3.3.2 Junior Open
  - 3.3.3 Children's Novice
  - 3.3.4 Junior Novice
- 3.4 Each team may consist of a minimum of 3 riders and 3 horses and a maximum of 4 riders and 4 horses and may additionally include 1 reserve horse and rider.
- 3.5 The District Commissioner is required to certify the eligibility of horse and rider as follows:
  - 3.5.1 That both the rider, and the horse or pony, are eligible in terms of participation and membership as described in section 2 above.
  - 3.5.2 That a rider is entered in the appropriate age category, but
    - 3.5.2.1 A child rider may apply to the Regional Committee for junior status by providing motivation in a written application from the parents and the Branch DC or instructor, confirming that the child is capable, in their opinion, of riding at junior level.
    - 3.5.2.2 Once permission is granted, the child has to ride as a junior in ALL the disciplines entered into at that Inter Branch/Inter Regional show and may not ride as a child in any class even if on a different mount.



- 3.5.2.3 The child will from that year on ride as a junior in future events.
- 3.5.2.4 Should the applicant achieve sufficient success in the junior event to qualify for a junior team, they may qualify for that team; and will achieve junior colours in that discipline where applicable.
- 3.6 No rider may compete at more than one Inter Regional level (Novice or Open) per discipline (Dressage, Equitation or Show jumping) in any one year. Riders who 'qualify' for selection to a regional team on more than one horse in the same discipline, will need to choose which horse they wish to take through, ie, cannot have two entries in the IR team competition. Riders wishing to compete at Novice level in a discipline may not be competing at Open level within another competition system (eg, SAEF, SANESA). Riders may compete at Novice level in one discipline and at Open level in another discipline, as long as all qualifying rules are complied with. So for example, a rider can do team dressage at novice level, and team equitation at open level, but may not compete in both novice and open teams for dressage.
- 3.7 No rider may ride in both the junior and children's level of the competition, in any one year.
- 3.8 Horses must be 5 years of age or over and there is no height limit.
- 3.9 Stallions may only be ridden by Members if written permission is obtained from their District Commissioner and they must wear identifying discs on their bridles in the interests of safety.
- 3.10 There will be no entry fee for this competition.

## **4 DRESS CODE AND SADDLERY**

### **4.1 DRESS CODE**






- 4.1.1 When inspecting the course for show jumping and equitation competitors must be neat and tidy.
- 4.1.2 For all Inter Regional events competitors are required to wear:
  - 4.1.2.1 Riding Jacket of a uni-colour or tweed material, but where the collar and cuffs can be of a different colour. School Blazers may be worn. Buttonholes shall not be worn.
  - 4.1.2.2 White or coloured shirt with white collar and/or cuffs with the Pony Club tie and Membership badge with the Efficiency test felt behind it.
  - 4.1.2.3 White, Light beige or pale cream breeches or jodhpurs must be worn. Dark coloured breeches may not be worn.
  - 4.1.2.4 Standard Riding or Jodhpur Boots with a smooth, fairly thin sole, and a well-defined square cut heel should be worn. Black leather bootlegs may be worn with matching jodhpur boots; however, no suede leather will be acceptable. No other footwear will be allowed.
  - 4.1.2.5 Body Protectors may be worn.
  - 4.1.2.6 Dark gloves must be worn for Inter Regional Dressage and Equitation competitions.



4.1.2.7 A protective helmet must be worn at all times when mounted with a chinstrap fastened and adjusted so as to prevent movement of the hat in the event of a fall. The protective helmet must meet the current International Pony Club standards. The diagram below indicates acceptable helmets. From the 1<sup>st</sup> January 2023, the following hat standards are **no longer** accepted:

- PAS 015 1998
- SNELL 2001

The hat standards accepted as of 1st January 2023 are detailed in the table below:

Hat Standard	Safety Mark	Allowed at the following activities:
PAS 015: 2011* with BSI Kitemark		All activities
VG1 with BSI Kitemark		All activities
Snell E2016* onwards with the official Snell label and number		All activities
ASTM-F1163 2004a onwards with the SEI mark		All activities
AS/NZS 3838, 2006 onwards		All activities

4.2 HAIR

4.2.1 In the interests of safety long hair must be secured back appropriately, preferably in a hairnet.

4.3 JEWELLERY

4.3.1 Jewellery is not allowed. This Rule applies to all Pony Club mounted activities. For safety reasons, no jewellery (including “sleepers”) may be worn, other than a wedding ring, a wristwatch, a stock pin worn horizontally, or a tie clip.

4.3.2 Members who are contemplating piercing their ears or any other part of their body should be aware that they will not be allowed to participate in Pony Club mounted activities until such time as the “sleepers” can be safely removed. The reason for this is that sleepers have in the past caused injuries following falls. There are vulnerable blood vessels behind the ear and, in addition, if the facial nerve is pierced, partial paralysis of the face can occur.

4.4 ELECTRONIC DEVICES

4.4.1 Electronic devices such as headphones, mobile phones etc. are not allowed whilst the rider is competing or in the practice/warm up arena.

4.4.2 Electronic devices enabling another person to communicate with the rider are allowed while the rider is in the practice/ warm up arena but not allowed whilst the rider is competing.

4.5 WHIPS

4.5.1 No rider may carry or use a whip more than 75cm in length (including flap) or less than 45cm in length overall.



- 4.5.1.1 Riders may use a dressage whip when working on the flat but this is strictly forbidden when they start jumping.
- 4.5.1.2 Riders may not hit their horse/pony before the start of the course and may be eliminated for doing so at the Judges' discretion.

#### 4.6 SPURS

- 4.6.1 Spurs may only be worn at Rallies and other events with the permission of the branch District Commissioner.
- 4.6.2 Members without B Test should carry proof of this permission.
- 4.6.3 Only blunt spurs, without rowels or sharp edges, may be worn. If the spurs are curved, the curve must be downwards and the shank must point straight to the back and not exceed 3cm in length. Sharp spurs may not be worn.
- 4.6.4 Spurs made of plastic are not allowed.

#### 4.7 SADDLERY

- 4.7.1 The primary consideration regarding tack is that it should be well-fitting, clean and safe. Stitching should be secure and nothing should be broken or badly cracked or torn. No elements may be "held together" with bits of string!
- 4.7.2 Please see the individual discipline rules for permitted saddlery and equipment. Children are encouraged to use safety stirrups.
- 4.7.3 Please note that permitted bits for Dressage are indicated on the Dressage SA Tests being ridden.



## 5 AWARDING OF REGIONAL COLOURS

- 5.1 All Open Inter Regional Team Members, including the Reserve Member, are eligible for Regional Colour Awards, provided they actually compete at the Inter Regional Open Team Championship.
- 5.2 Should a member be placed in a team, they will be required to sign the nomination form confirming that they will ride. If, for whatever reason, they decide that they cannot ride the class, they must inform the organiser immediately, so that possible substitutions or additions to the team can be made. The rider also forfeits all rights to being awarded Regional Colours.
- 5.3 Regional Colours are given at the discretion of the Regional Committee.
- 5.4 A Colour Bar and a pin which denotes the discipline involved are given.
- 5.5 A Colour bar is given upon the first occasion of receipt of colours. It is a small rectangle with turquoise, purple and gold diagonal stripes.
- 5.6 A pin is given upon every occasion that colours are awarded. A purple pin denotes the Children's category and a turquoise pin denotes the Junior's category.
- 5.7 Members are only allowed to wear one colour bar and one pin for each discipline.

## 6 AWARDING OF REGIONAL HALF COLOURS

- 6.1 All Novice Inter Regional Team Members, including the reserve member, are eligible for Regional Half Colour Awards.
- 6.2 Regional Half Colours are given at the discretion of the Regional Committee.
- 6.3 A Half Colour Bar will be given upon the first occasion of receipt of Half Colours. It is a small rectangle with diagonal stripes in the colours of the Region. The stripes will look as indicated below:

Gauteng & Limpopo  
Lime green & Black




KwaZulu Natal  
Black & White



Western Cape  
Blue & White



Eastern Cape  
Brown & White



- 6.4 The Half Colour bar does not indicate which discipline the Half Colour has been awarded for. A rider on the novice team is only awarded Half Colours once, regardless of which or how many of the three disciplines, Dressage, Equitation, or Show Jumping, they are competing in.
- 6.5 Once full Regional Colours have been awarded for participation in an Open Team, the Half Colour bar may no longer be worn.

## 7 AWARDING OF SOUTH AFRICAN PONY CLUB COLOURS

- 7.1 South African Pony Club colours are awarded to Team Members who compete against Teams from other countries at recognised International Events.
- 7.2 A badge with the Pony Club logo is awarded to all members of a South African Pony Club Team officially selected by the National Committee, provided they actually participate in the Event.
- 7.3 The National Selection Committee shall consist of the National Chairman and at least one other person who shall be appointed by the National Committee.





- 7.4 The National Committee will set the selection criteria for each Team chosen to represent the SAPC.
- 7.5 National Team members must hold a South African passport.

## 8 INTER REGIONAL SHOW JUMPING RULES

Inter Regional show jumping is run under the FEI Show Jumping Rules which can be found on the SA Show Jumping website –[www.sashowjumping.co.za](http://www.sashowjumping.co.za).

### 8.1 THE COMPETITION

- 8.1.1 The Inter Regional Competition will be run over 1 round with a jump off. Rounds are judged under Table A. (Refer to FEI Rules Chapter VI Table of Penalties Article 236). The first round is not against the clock but a maximum time will be allowed.
- 8.1.2 The jump-off will be against the clock, over a shortened course. The jump off course will be set at the same height as the first round.
- 8.1.3 All riders will go through to the jump off as long as they are not eliminated or have more than 8 penalties in round 1.

### 8.2 THE COURSE

- 8.2.1 The course plans shall be designed by a course designer appointed by the National Committee.
- 8.2.2 The course designer must currently be on the SA Show Jumping Panel and be appropriately qualified to build at our maximum height. For a 1m height course we need a provincial level 1.
- 8.2.3 The course designer will design and build for both equitation and show jumping, keeping in mind ease of changeover between the two disciplines (i.e. No major break down and rebuild).
- 8.2.4 The course should consist of at least 10 jumps, one being a combination. There will be no water jump or wall.
- 8.2.5 The following dimensions and speeds will apply:

	Height	Spread	Speed
Children’s Open Team			
1 <sup>st</sup> Round	0.90cm	1.10m	300mpm
Jump Off	0.90cm	1.10m	300mpm
Junior Open Team			
1 <sup>st</sup> Round	1.00m	1.20m	325mpm
Jump Off	1.00m	1.20m	325mpm



Children's Novice Team			
1 <sup>st</sup> Round	0.80cm	1.00m	300mpm
Jump Off	0.80cm	1.00m	300mpm
Junior Novice Team			
1 <sup>st</sup> Round	0.90cm	1.10m	300mpm
Jump Off	0.90cm	1.10m	300mpm

8.2.6 The course plans will provide all the information required for each Region to have the courses constructed in an identical manner. The fence construction will be clearly illustrated and will not include any jump equipment which is very unusual or expensive to make.

8.2.7 Regional Committees are prohibited from making the official course plans for these competitions available for use in any way before the actual Competition takes place.

### 8.3 ALTERATIONS TO THE COURSE

8.3.1 Alterations must be avoided but should conditions make it necessary to alter the course in any way, the change may only be made after agreement with the Course Designer, Regional Chairman and the Judge.

8.3.2 A technical report must be submitted in which the conditions, which make such a change necessary, must be described.

### 8.4 ORDER OF RIDING

8.4.1 The reserve rider must ride first.

8.4.2 The other team members ride in reverse order of merit (based on their total number of penalties and time achieved in the qualifying round).

### 8.5 FALLS

8.5.1 A fall will incur the penalty of elimination in that round. The rider must leave the arena unmounted.

8.5.2 Eliminations: Before leaving the arena after an elimination as a result of a refusal, the rider may have one attempt to jump an obstacle in the direction that it is flagged that has already been cleared. This allowance does not apply to an elimination resulting from a fall.

### 8.6 OFFICIALS

8.6.1 The judge for the Inter- Regional Show jumping must be on a Show Jumping Provincial Judges Panel.

8.6.2 The course builder must be on a SA Show Jumping Provincial Panel.



## 8.7 SCORING

8.7.1 The winning region will have the lowest aggregate number of penalties across the two rounds, and if there is a tie on penalties, then the fastest total time decides the winner.

### 8.7.2 HOW TO SCORE

- 8.7.2.1 All team members (up to 4 plus a reserve) will jump both rounds as long as they are not eliminated or have more than 8 penalties in the first round.
- 8.7.2.2 At the end of the first jumping round, add together the number of penalties from the 3 best (those scoring the lowest penalties) riders, excluding the reserve, or if only 3 riders in the team then take all 3 riders' scores in round 1.
- 8.7.2.3 At the end of the second (Jump off) round, add together the number of penalties from the 3 best (those scoring the lowest penalties) riders, excluding the reserve, or if only 3 riders in the team then take all 3 riders' scores in round 2.
- 8.7.2.4 Add together the 3 fastest times from the jump off round, which will be used to break a tie on penalties if necessary (see 8.7.1 ).
- 8.7.2.5 If there are fewer than 3 riders, then there is NO TEAM but riders are still allowed to earn their colours by jumping the round plus the jump off. They also qualify to compete for the individual show jumping awards. The reserve rider is also eligible for the individual open show jumping award.
- 8.7.2.6 In the event of a team consisting of only 3 riders at the start of round 1, and one of those riders is eliminated, retires in the first round, or has more than 8 penalties, then 20 jumping and 100 time penalties are added to the team score.
- 8.7.2.7 For the sake of the competition it is still regarded that a team exists.

## 8.8 INDIVIDUAL SHOW JUMPING AWARDS

- 8.8.1 The individual scores for all competitors in the Inter Regional Competitions automatically count toward the individual show jumping awards.
- 8.8.2 For those regions that cannot put forward Inter Regional teams, they can still enter individual competitors as long as they meet the qualifying criteria and take part in the Inter Regional competition.
- 8.8.3 The following individual awards, consisting of a sash, will be given for show jumping:
  - 8.8.3.1 Best Open Child Show Jumping Rider.
  - 8.8.3.2 Best Open Junior Show Jumping Rider.



## 9 INTER REGIONAL EQUITATION RULES

Inter Regional equitation is run under the SA Equitation Association Rules which can be found on the SAEQA website –[www.saeqa.co.za](http://www.saeqa.co.za).

### 9.1 THE COMPETITION

9.1.1 The tests for the Inter Regional competition will be as follows:

9.1.1.1 The Novice Team Test will be selected by the National Committee from the SAEQA Novice book of equitation tests.

9.1.1.2 The Open Team Test will be selected by the National Committee from the SAEQA Intermediate book of equitation tests.

9.1.1.3 In the Open Team Test, riders will all have to ride the part 3. They will swop horses. Should a swop be deemed unsafe, the judge may request an alternate horse to be used, IR judge must be properly briefed.

9.1.1.4 No scores are shown during this competition.

9.1.1.5 All tests should be called.

9.1.1.6 If possible, there should be a spotter, should there be any technical queries. The spotter should be on the judge's panel.

9.1.1.7 Riders must all wear numbers that are clearly visible. The announcer will refer to their number at all times. No mention will be made of names or branches during this competition. This number must be recorded on the individual test sheets.

9.1.1.8 The judge will need a scribe to complete the individual test sheets and record the scores.

### 9.2 THE COURSE

9.2.1 The course plans shall be designed by a course designer appointed by the National Committee.

9.2.2 The course should consist of 8 jumps, one being a combination. There will be no water jump or wall.

9.2.3 The following heights will apply:

	Height
Children's Open Team	0.80cm
Junior Open Team	1.00m
Children's Novice Team	0.70cm
Junior Novice Team	0.90cm



- 9.2.4 The course plans will provide all the information required for each Region to have the courses constructed in an identical manner. The fence construction will be clearly illustrated and will not include any jump equipment which is very unusual or expensive to make.
- 9.2.5 Regional Committees are prohibited from making the official course plans for these competitions available for use in any way before the actual Competition takes place.
- 9.2.6 The Course should be different to that of the Show Jumping course design, but it should be easy to change from one course to the other.
- 9.2.7 The Inter Regional judge must walk the course before the competition starts. They should either do so with the course designer or with a copy of the course plans and the various tests.

### 9.3 ALTERATIONS TO THE COURSE

- 9.3.1 Alterations must be avoided but should conditions make it necessary to alter the course in any way, the change may only be made after agreement with the Course Designer, Regional Chairman and the Judge.
- 9.3.2 A technical report must be submitted in which the conditions, which make such a change necessary, must be described.

### 9.4 ORDER OF RIDING

- 9.4.1 The reserve rider must ride first and rides an HC round unless replacing a scratched team rider. The riders are to ride in reverse order of merit.

### 9.5 OFFICIALS

#### 9.5.1 JUDGE

- 9.5.1.1 The judge for the Inter Regional Equitation Competition must be on the SAEQA National or Masters Panel. This judge will be nominated by the National Committee and will travel to the different regions to judge.
- 9.5.1.2 All expenses (accommodation, meals, transport) incurred, except flights, to have the Equitation Judge at the respective Inter Regional competitions must be borne by the respective region.
- 9.5.1.3 The course designer will be the showjumping course designer.

### 9.6 SCORING

- 9.6.1 On completion of the competition, the regional secretary should record the scores onto the Inter Regional Audit Sheet and complete the results sheet.
- 9.6.2 The judge will keep the individual tests sheets with her and will return them all to the National Scoring Co-ordinator once she has completed all the Inter Regional Competitions, together with a report on her opinion of the quality of the competition, any concerns, or suggestions.
- 9.6.3 The winning team will be the team with the highest score when adding the best 3 scores together.



9.6.4 The judges may after completion of the class discuss, at a general level and with the whole team, their impressions of the riders' performances and how they could improve in future. The IR judge may not give any scores or results.

9.6.5 The Regional Chair and/or Show Director should be given the opportunity to copy the score sheets before the judges leave, in order to verify the scoring process, but may not share these with the riders or their parents.

#### 9.7 INDIVIDUAL EQUITATION AWARDS

9.7.1 The individual scores for all competitors in the Inter Regional Competitions automatically count toward the individual equitation awards.

9.7.2 For those regions who cannot put forward Inter Regional teams, they can still enter individual competitors as long as they meet the qualifying criteria and take part in the Inter Regional competition.

9.7.3 The following individual awards, consisting of a sash, will be given for equitation:

9.7.3.1 Best Open Child Equitation Rider.

9.7.3.2 Best Open Junior Equitation Rider.



## 10 INTER REGIONAL DRESSAGE RULES

Inter Regional Dressage is run under the Dressage SA Rules which can be found on the Dressage SA Website – [www.dressagesa.co.za](http://www.dressagesa.co.za).

### 10.1 THE COMPETITION

10.1.1 The tests for the Inter Regional competition will be as follows:

10.1.2 The Novice Team Test will be selected by the National Committee from the Dressage SA Novice book of dressage tests.

10.1.3 The Open Team Test will be selected by the National Committee from the Dressage SA Elementary book of dressage tests.

10.1.4 All competitors must wear numbers and this number must be recorded on the individual test sheets.

10.1.5 The judge will need a scribe to complete the individual test sheets and record the scores.

### 10.2 ORDER OF RIDING

10.2.1 The reserve rider must ride first and rides an HC round unless replacing a scratched team rider. The riders are to ride in reverse order of merit.

### 10.3 OFFICIALS

#### 10.3.1 JUDGE

10.3.1.1 The judge for the Inter Regional Dressage Competition must be qualified to judge up to 1 level higher than the highest Open test to be ridden. The judge will be nominated by the National committee.

10.3.1.2 All expenses (excluding flights, but including accommodation, meals, transport) incurred to have the Dressage Judge, must be borne by the respective region.

### 10.4 SCORING

10.4.1 On completion of the competition, the regional secretary should record the scores onto the Inter Regional Results Sheet.

10.4.2 The judge will keep the individual tests sheets with her and will return them all to The National Scoring Co-ordinator once she has completed all the Inter Regional Competitions, together with a report on her opinion of the quality of the competition, any concerns, or suggestions.

10.4.3 The winning team will be the team with the highest score when adding the best 3 scores together.

10.4.4 The judge may discuss, at a general level and with the whole team, their impressions of the riders' performances and how they could improve in future. The IR judge may not give any scores or results.

10.4.5 The Regional Chair and/or Show Director should be given the opportunity to copy the score sheets before the judges leave, in order to verify the scoring process, but may not share these with the riders or their parents.



## 10.5 INDIVIDUAL DRESSAGE AWARDS

- 10.5.1 The individual scores for all competitors in the Inter Regional Competitions automatically count toward the individual show jumping awards.
- 10.5.2 For those regions that cannot put forward Inter Regional teams, they can still enter individual competitors as long as they meet the qualifying criteria and take part in the Inter Regional competition.
- 10.5.3 The following individual awards, consisting of a sash, will be given for dressage:
- 10.5.3.1 Best Open Child Dressage Rider.
  - 10.5.3.2 Best Open Junior Dressage Rider.

## 11 INTER REGIONAL RESULTS

- 11.1.1 All Inter Regional team results must be correctly recorded on the Score Sheets provided.
- 11.1.2 All Score Sheets must be signed by the Inter Regional Judge and the Regional Chairperson.
- 11.1.3 Score Sheets, together with individual results and/or test marking sheets AND the results of the qualifying Inter Regional class must be submitted by the region to the National Office.
- 11.1.4 Individual equitation and dressage Inter Regional tests must be submitted to the national office, by either the Inter Regional judge or the Regional Chairperson.
- 11.1.5 The Regional Chairperson is allowed to make copies of the tests for purposes of completing audit and score sheets.
- 11.1.6 Results must be sent to the National Scoring Co-ordinator after the Inter Regional competition is complete.
- 11.1.7 Individual awards will be ratified and announced by the National Committee, at which time the tests will be returned to the regions, to be used for education and training. No discussion or negotiation of results will be undertaken.
- 11.1.8 All teams will be placed according to over-all scores after all the Regions have completed their Inter Regional Competitions. Rosettes will be awarded to all participating team members.

Approved at the National AGM of 5<sup>th</sup> February 2023

Approved and accepted by:

<b>National Chairperson</b>	Cecilé Watt
<b>National Vice Chairperson</b>	Leann Morecroft-Davies
<b>Gauteng Regional Chairperson</b>	Lynnette van Zyl
<b>Western Cape Regional Chairperson</b>	Cindy Laurence
<b>KZN Regional Chairperson</b>	Sam Haubermann