

# PONY CLUB



## Grooming Mini Achievement Badge Workbook



- Objectives**                      To recognize and use
- Hoof Pick (assisted)
  - Dandy Brush
  - Rubber Curry Comb
  - Mane Comb
  - Sponges
  - Water Brush

**Extra reading**                      The Manual of Horsemanship

This workbook is an introduction to the subject that it covers. As it is addressed primarily to young children, it is important that the instructor must be prepared to demonstrate the subject practically, and allow the member to practice the skills as frequently as required. It is highly recommended that the parent or the instructor read or explain the contents of the workbook to the child as it cannot be assumed that the child is able to read the information or instructions sufficiently well to achieve understanding.

**Name**

---


**Branch**

---

Grooming is the daily attention we give to the coat, the skin, the mane, the tail and the feet of a horse. Your pony will love the daily attention, and you can get to know each other really well by grooming them every day.


The reason we groom our ponies is to clean any stains or muck and to make our ponies look tidy before we ride. We can also check to see if there are any wounds or cuts on the pony.

## What are the names of the tools I will use?



Dandy brush


The dandy brush is used for removing dirt, mud and dust. This brush should not be used if your pony is clipped or sensitive.



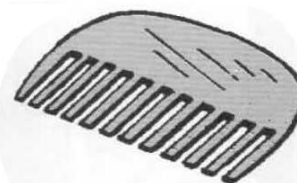
Sponges

Sponges are used for cleaning eyes, nose, muzzle and dock. Use a damp sponge, and use it gently and carefully. There should be 2 different sponges: one for the face, and one for the dock.

Rubber curry comb




The curry comb is used for cleaning your other brushes and may be used gently for removing caked mud from a pony kept at grass. Only use it on your pony's body - not on their face.



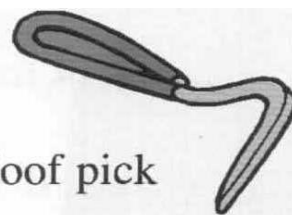
Mane comb

A mane comb is used when plaiting or pulling (thinning out) the mane and tail. Use your fingers or your body brush first to gently loosen any knots in the mane or tail.



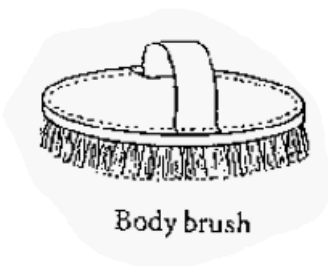
Water brush

A water brush is used on the mane, tail and feet.



Hoof pick

The hoof pick is used for picking out the feet. Ask an adult to help you with this.



Body brush


A body brush is used to remove dust from the coat, mane and tail.

### Remember: Safety First!

- Never stand behind a pony when grooming the tail
- Stand next to an adult when helping clean the feet
- Always wear proper closed shoes
- NEVER EVER duck under a pony's tummy when grooming

## How do I use them?



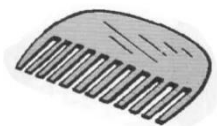
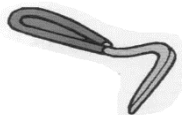


1. **The hoof pick.** We use this to clean out the pony's feet. Ask somebody to help you with this. Remember to always clean the feet away from your body and away from the pony's frog
2. **The Dandy Brush.** This is used to loosen stubborn dirt. Use to-and-fro movements, and work more gently where your pony is sensitive
3. **The Body Brush, and the Curry Comb** to clean the brush. Use the brush with short, circular strokes, to lift and remove the dirt and dust. After 5 to 6 strokes, draw the brush through the curry comb to clean the brush. Clean the curry comb by tapping it on the floor. The body brush can also be used to gently untangle any knots in your pony's mane and tail
4. **Damp Sponge #1.** Wash your horse's face with a damp sponge, especially around the eyes and nose. Do the eyes first, and then rinse the sponge before doing the nose
5. **Damp Sponge #2.** Now wash under the dock with a damp sponge, making sure to use a different sponge to the one you used on the face. Stand to one side when you lift the tail and then gently clean under the dock. You might want to ask somebody to help you with this
6. **The water brush.** This is used to 'lay' the mane and tail. Dip just the bristles of the brush in the water, shake off the extra water, and then apply the brush flat to the mane and tail



## Test yourself

1. TRUE or FALSE. If you say false, give the correct answer
  - 1.1. We must groom our ponies every day \_\_\_\_\_
  - 1.2. We only groom our ponies' body \_\_\_\_\_
  - 1.3. Grooming makes our ponies look tidy \_\_\_\_\_
  - 1.4. Grooming does not remove stable stains. I must rather wash my pony  
\_\_\_\_\_
2. Match the picture, by drawing a line from the grooming equipment in column A to its correct description in column B. (Try not to look back in the notes).

### COLUMN A



### COLUMN B

A brush used on the mane, tail and feet

Used for plaiting or pulling the mane and tail

For cleaning eyes, nose, muzzle and dock

Removing caked mud from a pony kept on grass

Removing dirt and mud

Picking out the pony's feet

3. Can you recognize the grooming equipment you have just learnt about? (Try not to look back in the notes)

Circle the **water brush** in red

Circle the **hoof pick** in blue


Circle the **body brush** in purple

Circle the **mane comb** in green

Circle the **rubber curry comb** in yellow

Circle the **sponges** in orange

Circle the **dandy brush** in brown



4. Have you checked to see that you have all the grooming items in your grooming kit?

- Yes, I have them all
- No, I still need to get the following